



Advance

GETTING READY FOR GAMEDAY

KNOW BEFORE YOU GO:

HEALTH & SAFETY GUIDELINES:

[umterps.com/news/2021/8/16/
football-maryland-announces-
updated-covid-19-protocols-
for-fall-sports-season](https://umterps.com/news/2021/8/16/football-maryland-announces-updated-covid-19-protocols-for-fall-sports-season)

QUESTIONS?

Before the Game:

Maria Elmiger:
mariae@advancestuff.com

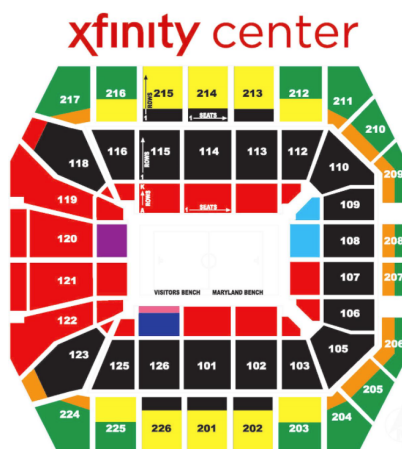
At the Game:

Please reach out to your
Advance representative



We're so excited you'll be joining us for the game! Below, please find everything you need to know about joining us in at the game.

NAVIGATING TO YOUR SEATS:



Advance's tickets are located:

- Level B
- Section 114
- Row 14
- Seats 17, 18, 19, 20, 21, 22

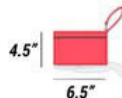
BAG POLICY:

APPROVED BAGS



CLEAR TOTE
NO LARGER THAN
12" x 6" x 12"

PLASTIC
STORAGE BAG
1-GALLON
CLEAR



SMALL
CLUTCH BAG
NO LARGER THAN
4.5" x 6.5"



SEAT CUSHION
16" x 16"
NO ARMS
NO ZIPPERS

PROHIBITED BAGS

- Purses
- Backpacks
- Drawstring Bags that are not clear
- Briefcases
- Coolers
- Fanny Packs
- Luggage
- Computer Bags
- Camera Bags
- Binocular Cases
- Diaper Bags

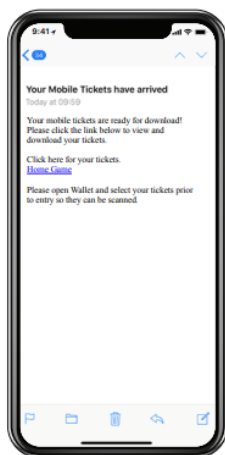
TICKETS



Advance

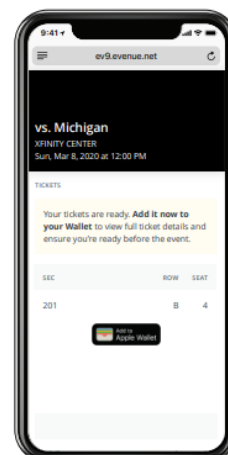
HOW DOES MOBILE TICKETING WORK?

Step 1: Receive Your Tickets



You will receive an email or a text with a link to your tickets. Open the email on your phone and tap the link of the event name you wish to add to your digital wallet.

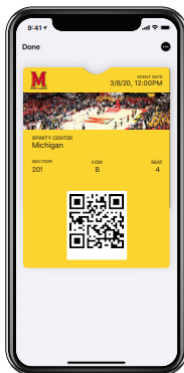
Step 2: Accept Your Tickets



Click on button to add to your digital wallet. It is recommended that you save your tickets on your phone to ensure quick and easy access to your tickets when at the gates.

Note: Barcode will NOT appear.

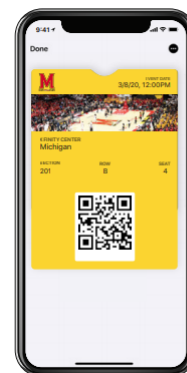
Step 3: View Your Tickets



Barcode will appear 48-hours before the start of the event.

Mobile tickets are individually barcoded allowing one entry per scan. Any attempts to duplicate, alter, or distribute any copies of the mobile ticket may result in refused admittance to the event. Mobile ticketing provides heightened security by identifying lost, stolen, or counterfeit tickets.

Step 4: Present Your Tickets



Present your mobile ticket on your phone at the gate. Gate attendants will scan the barcode directly from your phone.

Each mobile ticket should be kept secure and treated like any other valid ticket.

I'VE ACCEPTED MY TICKETS BUT CAN'T MAKE IT TO THE GAME. WHAT DO I DO?

Please notify your sales rep or Maria Elmiger at mariae@advancestuff.com immediately and we will assist you in transferring your ticket back to Advance.

QUESTIONS?

Before the Game:

Maria Elmiger:
mariae@advancestuff.com

At the Game:

Please reach out to your
Advance representative.